

## QUARTERLY PHYSICAL REPORT OF OPERATION

As of June 30, 2023

Department : State Universities and Colleges (SUCs)  
 Agency/Entity : Carlos C. Hilado Memorial State College  
 Operating Unit : < not applicable >  
 Organization Code (UACS) : 08 060 0000000

Particulars	UACS CODE	Physical Target (Budget Year)					Physical Accomplishment (Budget Year)					Variance as of June 30, 2023	Remarks
		1st Quarter	2nd Quarter	3rd Quarter	4th Quarter	Total	1st Quarter	2nd Quarter	3rd Quarter	4th Quarter	Total		
1	2	3	4	5	6	7	8	9	10	11	12	13	14
<b>HIGHER EDUCATION PROGRAM</b>	<b>3101000000000000</b>												
OO : Relevant and quality tertiary education ensured to achieve inclusive growth and access of poor but deserving students to quality tertiary education increased													
Outcome Indicators													
1. Percentage of first-time licensure exam takers that pass the licensure exams					60%	60%	0	88.97 % (242/272)	-	-	88.97 % (242/272)	28.97%	
2. Percentage of graduates (2 years prior) that are employed		11.29% (137/1,214)	11.29% (137/1,214)	11.29% (137/1,214)	11.29% (137/1,214)	46% (547/1,214)	12.41% (153/1233)	11.52 % (142/1233)	-	-	23.93% (295/1233)	-21.07%	
Output Indicators													
1. Percentage of undergraduate students enrolled in CHED-identified and RDC-identified priority programs				62%		62%	0	0	-	-	0	-62%	
2. Percentage of undergraduate programs with accreditation					100%	100%	100%	0	-	-	100%	0	
<b>RESEARCH PROGRAM</b>	<b>3202000000000000</b>												
OO : Higher education research improved to promote economic productivity and innovation													
Outcome Indicator													
1. Number of research outputs in the last three years utilized by the industry or by other beneficiaries		2	2	2	10	16	0	1	-	-	1	-15	
Output Indicators													
1. Number of research outputs completed within the year		20	20	20	21	81	36	0	-	-	36	-45	
2. Percentage of research outputs published in internationally-referenced or CHED-recognized journal within the year		1.08% (2/186)	1.46% (3/206)	1.77% (4/226)	1.82% (4/247)	5%	0.47% (1/211)	1.90% (4/211)	-	-	2.37 % (5/211)	-2.63%	
<b>TECHNICAL ADVISORY EXTENSION PROGRAM</b>	<b>3301000000000000</b>												
OO : Community engagement increased													
Outcome Indicator													
1. Number of active partnerships with LGUs, industries, NGOs, NGAs, SMEs, and other stakeholders as a result of extension activities		7	4	5	2	18	3	2	-	-	5	-13	
Output Indicators													
1. Number of trainees weighted by the length of training		377	560	562	371	1,870	115	72	-	-	187	-1683	
2. Number of extension programs organized and supported consistent with the SUC's mandated and priority programs		6	5	5	3	19	2	1	-	-	3	-16	
3. Percentage of beneficiaries who rate the training course/s as satisfactory or higher in terms of quality and relevance		82.4% (230/278)	82.5% (347/420)	83.5% (353/422)	86.2% (248/278)	84% (1,176/1,400)	100% (97/97)	100% (48/48)	-	-	100% (145/145)	16%	

Prepared By:

*ps. [Signature]*  
ROSALYN R. LEGARDES, PH.D.  
Planning Officer

Date: August 2, 2023 05:08 PM

In coordination with:

*[Signature]*  
MARLOU L. DUCAS  
Budget Officer III

Date: August 2, 2023 05:08 PM

Approved By:

*[Signature]*  
NORBERTO P. MANGULAGNAN, PH.D.  
SUC President III

Date: August 2, 2023 05:17 PM


8/03/23


QUARTERLY PHYSICAL REPORT OF OPERATION  
As of March 31, 2023

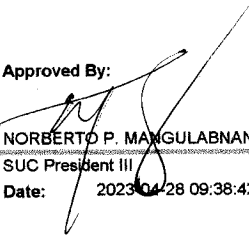
Department : State Universities and Colleges (SUCs)  
Agency : Carlos C. Hilado Memorial State College  
Operating Unit : < not applicable >  
Organization Code (UACS) : 08 060 0000000

Particulars	UACS CODE	Physical Target (Budget Year)					Physical Accomplishment (Budget Year)					Variance as of 03/31/2023	Remarks
		1st Quarter	2nd Quarter	3rd Quarter	4th Quarter	Total	1st Quarter	2nd Quarter	3rd Quarter	4th Quarter	Total		
1. Number of trainees weighted by the length of training		377	560	562	371	1,870	115	-	-	-	115	-1755	
2. Number of extension programs organized and supported consistent with the SUC's mandated and priority programs		6	5	5	3	19	3	-	-	-	3	-16	
3. Percentage of beneficiaries who rate the training course/s as satisfactory or higher in terms of quality and relevance		82.4% (230/279)	82.6% (347/420)	83.6% (353/422)	88.2% (246/279)	84% (1,176/1,400)	100% (97/97)	-	-	-	100% (97/97)	16%	

This report was generated using the Unified Reporting System on April 28, 2023 09:52 AM ; Status : SUBMITTED

Prepared By:  
  
ROSELYN R. ALEGARBES, PH.D.  
Planning Officer  
Date: 2023-04-28 09:35:04

In coordination with:  
  
MARILOU F. DUCA  
Budget Officer III  
Date: 2023-04-28 09:35:04

Approved By:  
  
NORBERTO P. MANGULABNAN, PH.D.  
SUC President III  
Date: 2023-04-28 09:38:42

